

---

# Radio Test Report

---

Report No.: AGC05443250508ER02

**PRODUCT DESIGNATION** : Wireless charger

**BRAND NAME** : N/A

**MODEL NAME** : M02593

**APPLICANT** : MID OCEAN BRANDS B.V.

**DATE OF ISSUE** : May 22, 2025

**STANDARD(S)** : ETSI EN 303 417 V1.1.1 (2017-09)

**REPORT VERSION** : V1.0

Attestation of Global Compliance (Shenzhen) Co., Ltd



Any report having not been signed by authorized approver, or having been altered without authorization, or having not been stamped by the "Dedicated Testing/Inspection Stamp" is deemed to be invalid. Copying or excerpting portion of, or altering the content of the report is not permitted without the written authorization of AGC. The test results presented in the report apply only to the tested sample. Any objections to report issued by AGC should be submitted to AGC within 15days after the issuance of the test report. Further enquiry of validity or verification of the test report should be addressed to AGC by [agc01@agccert.com](mailto:agc01@agccert.com).

Attestation of Global Compliance(Shenzhen)Co., Ltd  
Attestation of Global Compliance(Shenzhen)Std & Tech Co., Ltd  
Tel: +86-755 2523 4088 E-mail: [agc@agccert.com](mailto:agc@agccert.com) Web: <http://www.agccert.com/>



**Report Revise Record**

Report Version	Revise Time	Issued Date	Valid Version	Notes
V1.0	/	May 22, 2025	Valid	Initial Release

Any report having not been signed by authorized approver, or having been altered without authorization, or having not been stamped by the “Dedicated Testing/Inspection Stamp” is deemed to be invalid. Copying or excerpting portion of, or altering the content of the report is not permitted without the written authorization of AGC. The test results presented in the report apply only to the tested sample. Any objections to report issued by AGC should be submitted to AGC within 15days after the issuance of the test report. Further enquiry of validity or verification of the test report should be addressed to AGC by agc01@agccert.com.

Attestation of Global Compliance(Shenzhen)Co., Ltd  
Attestation of Global Compliance(Shenzhen)Std & Tech Co., Ltd  
Tel: +86-755 2523 4088 E-mail: agc@agccert.com Web: <http://www.agccert.com/>

## Table of Contents

<b>1. General Information .....</b>	<b>4</b>
<b>2. Product Information .....</b>	<b>5</b>
2.1 Product Technical Description .....	5
2.2 Objective.....	6
2.3 Test Items and The Results .....	6
2.3 Overview of Operational Modes within a WPT System .....	7
2.4 Description of Test Modes .....	7
<b>3. Setup of Equipment Under Test .....</b>	<b>8</b>
3.1 Setup Configuration of EUT.....	8
3.2 Support Equipment.....	9
<b>4. Test Environment .....</b>	<b>10</b>
4.1 Address of The Test Laboratory.....	10
4.2 Test Facility.....	10
4.3 Environmental Conditions.....	11
4.4 Measurement Uncertainty .....	11
4.5 List of Equipment Used .....	12
<b>5. ETSI EN 303 417 Requirements for Transmitter and Receiver .....</b>	<b>13</b>
5.1 Operating Frequency Ranges and Permitted Range of Operating Frequencies.....	13
5.2 Transmitter H-Field Requirements.....	16
5.3 Transmitter Out of Band (OOB) Emissions.....	19
5.4 Transmitter Spurious Emissions (Frequency Below 30MHz) .....	22
5.5 Transmitter Spurious Emissions (Frequency Above 30MHz).....	25
5.6 Receiver Blocking.....	28
<b>Appendix I: Photographs of Test Setup .....</b>	<b>30</b>
<b>Appendix II: Photographs of Test EUT .....</b>	<b>31</b>

Any report having not been signed by authorized approver, or having been altered without authorization, or having not been stamped by the “Dedicated Testing/Inspection Stamp” is deemed to be invalid. Copying or excerpting portion of, or altering the content of the report is not permitted without the written authorization of AGC. The test results presented in the report apply only to the tested sample. Any objections to report issued by AGC should be submitted to AGC within 15days after the issuance of the test report. Further enquiry of validity or verification of the test report should be addressed to AGC by agc01@agccert.com.

## 1. General Information

Applicant	MID OCEAN BRANDS B.V.
Address	Unit 711-716, 7/F., Tower A, 83 King Lam Street, Cheung Sha Wan, Kowloon, Hong Kong.
Manufacturer	MID OCEAN BRANDS B.V.
Address	Unit 711-716, 7/F., Tower A, 83 King Lam Street, Cheung Sha Wan, Kowloon, Hong Kong.
Factory	MID OCEAN BRANDS B.V.
Address	Unit 711-716, 7/F., Tower A, 83 King Lam Street, Cheung Sha Wan, Kowloon, Hong Kong.
Product Designation	Wireless charger
Brand Name	N/A
Test Model	MO2593
Series Model(s)	N/A
Difference Description	N/A
Date of receipt of test item	May 12, 2025
Date of Test	May 12, 2025~May 22, 2025
Deviation from Standard	No any deviation from the test method
Condition of Test Sample	Normal
Test Result	Pass
Test Report Form No	AGCER-EU-WPT-V1

Note: The test results of this report relate only to the tested sample identified in this report.


Prepared By



Cici Li  
(Project Engineer)

May 22, 2025

Reviewed By



Bibo Zhang  
(Reviewer)

May 22, 2025

Approved By



Angela Li  
(Authorized Officer)

May 22, 2025

Any report having not been signed by authorized approver, or having been altered without authorization, or having not been stamped by the "Dedicated Testing/Inspection Stamp" is deemed to be invalid. Copying or excerpting portion of, or altering the content of the report is not permitted without the written authorization of AGC. The test results presented in the report apply only to the tested sample. Any objections to report issued by AGC should be submitted to AGC within 15days after the issuance of the test report. Further enquiry of validity or verification of the test report should be addressed to AGC by agc01@agccert.com.

Attestation of Global Compliance(Shenzhen)Co., Ltd

Attestation of Global Compliance(Shenzhen)Std & Tech Co., Ltd

Tel: +86-755 2523 4088 E-mail: agc@agccert.com Web: http://www.agccert.com/

## 2. Product Information

### 2.1 Product Technical Description

Equipment Type	WPT System
Permitted Range of Operating Frequency	<input type="checkbox"/> WPT Band 1: 19~21kHz
	<input type="checkbox"/> WPT Band 2: 59~61kHz
	<input type="checkbox"/> WPT Band 3: 79~90kHz
	<input checked="" type="checkbox"/> WPT Band 4: 100~119kHz,119~140kHz,140~148.5kHz
	<input checked="" type="checkbox"/> WPT Band 4: 148.5~300kHz
	<input type="checkbox"/> WPT Band 5: 6765kHz~6795kHz
Operation Frequency	110kHz-205kHz
Hardware Version	V1.0
Software Version	V1.0
Modulation Type	ASK
Corrected Amplitude H-field@10m	-12.44dBμA/m (Max.)
Antenna Designation	Coil Antenna
Input Rating	DC 5V/2A, DC 9V/2A
Output Rating	5W/7.5W/10W/15W Max

**Note:** For more details, refer to the user's manual of the EUT.

Any report having not been signed by authorized approver, or having been altered without authorization, or having not been stamped by the "Dedicated Testing/Inspection Stamp" is deemed to be invalid. Copying or excerpting portion of, or altering the content of the report is not permitted without the written authorization of AGC. The test results presented in the report apply only to the tested sample. Any objections to report issued by AGC should be submitted to AGC within 15days after the issuance of the test report. Further enquiry of validity or verification of the test report should be addressed to AGC by agc01@agccert.com.

Attestation of Global Compliance(Shenzhen)Co., Ltd  
Attestation of Global Compliance(Shenzhen)Std & Tech Co., Ltd  
Tel: +86-755 2523 4088 E-mail: agc@agccert.com Web: <http://www.agccert.com/>

## 2.2 Objective

Perform Radio Spectrum tests for CE Marking according to the provisions of article 3.2 of the Radio Equipment Directive (2014/53/EU) for the WPT function of the EUT.

## 2.3 Test Items and The Results

The tests were performed according to following standards:

ETSI EN 303 417 V1.1.1 (2017-09)	Wireless power transmission systems, using technologies other than radio frequency beam in the 19-21kHz,59-61kHz,79-90kHz,100-300 kHz, 6765-6795kHz ranges; Harmonised Standard covering the essential requirements of article 3.2 of Directive 2014/53/EU
-------------------------------------	--

Test items and the results are as bellow:

No.	Test Item	Standard Require	Condition	Result
Harmonised Standard ETSI EN 303 417				
1	Permitted range of Operating Frequencies	sub-clause 4.3.2	/	Pass
2	Operating Frequency Ranges	sub-clause 4.3.3	/	Pass
3	H-field Requirements	sub-clause 4.3.4	/	Pass
4	Transmitter Spurious Emissions	sub-clause 4.3.5	/	Pass
5	Transmitter Out of Band (OOB) Emissions	sub-clause 4.3.6	/	Pass
6	WPT System Unwanted Conducted Emissions	sub-clause 4.3.7	Only for equipment which has a cable between the off board power supply and the primary coil which is longer than 3 m	N/A
7	Receiver Blocking	sub-clause 4.4.2	Only for Mode1, Mode2 and Mode3 (see Table 2)	Pass

Note: N/A means not applicable. This equipment does not meet the above test item evaluation conditions, so it is not applicable.

## 2.3 Overview of Operational Modes within a WPT System

EN 303 417 Clauses 4.2.3 Table 2: Overview of operational modes within a WPT system					
Operational Mode	Set-up	Function of base station	Function of mobile device	Test Scenario	Conformance Requirements
Mode 1: base station in stand-by, idle mode	Single device	TX	Not applicable	Single radiation test (TX) with the base station/charging pad. The test set-up as described in clause 6.1.2 shall be used.	<ul style="list-style-type: none"> <li>Operating frequency range (clause 4.3.3)</li> <li>H-Field emission (clause 4.3.4)</li> <li>TX spurious (clauses 4.3.5, 4.3.6 and 4.3.7)</li> <li>Performance criteria test (RX test) (clause 4.4)</li> </ul>
Mode 2: Communication before charging, adjustment charging mode / position	In combination	TX and RX	TX and RX	Specific test setup, declared by the manufacturer. Manufacturer shall declare the maximal distance between base station and mobile device the WPT system is able to communicate (distance D). The test setup- up shall be performed with the largest communication distance. The test set-up as described in clause 6.1.3 shall be used.	<ul style="list-style-type: none"> <li>Operating frequency range (clause 4.3.3)</li> <li>H-Field emission (clause 4.3.4)</li> <li>TX spurious (clauses 4.3.5, 4.3.6 and 4.3.7)</li> <li>Wanted performance criteria test (RX test) (clause 4.4)</li> </ul>
Mode 3: Communication	WPT system alignment	TX and RX	TX and RX	<ul style="list-style-type: none"> <li>Worst case alignment</li> <li>Both tests can be performed within one set-up, worst-case alignment.</li> <li>The test set-up as described in clause 6.1.4 shall be used.</li> </ul>	<ul style="list-style-type: none"> <li>Operating frequency range (clause 4.3.3)</li> <li>H-Field emission (clause 4.3.4)</li> <li>TX spurious (clauses 4.3.5, 4.3.6 and 4.3.7)</li> <li>Wanted Performance criteria test (RX test) (clause 4.4)</li> </ul>
Mode 4: energy transmission	WPT system alignment	TX and RX	TX and RX		

## 2.4 Description of Test Modes

No.	Test Mode Description	Test Channel		
		Lowest	Middle	Highest
1	base station in stand-by, idle mode	/		
2	Communication before charging, adjustment charging mode / position	/	/	/
3	Communication	124.64kHz		
4	Energy transmission	115.24kHz	132.68kHz	196.54kHz

### Note:

- During the initial establishment of the charging mode (mode 2), no or very low emission occur (below the sensitivity level of the test set-up), so the mode 2 can be assumed as irrelevant for the test.
- Mode 1 is only for base station function equipment and is not taken into consideration
- Mode 3 and mode 4 have been performed within one set-up, worst-case alignment.
- The communication frequency 124.64 kHz corresponds to the maximum field strength.

Any report having not been signed by authorized approver, or having been altered without authorization, or having not been stamped by the "Dedicated Testing/Inspection Stamp" is deemed to be invalid. Copying or excerpting portion of, or altering the content of the report is not permitted without the written authorization of AGC. The test results presented in the report apply only to the tested sample. Any objections to report issued by AGC should be submitted to AGC within 15days after the issuance of the test report. Further enquiry of validity or verification of the test report should be addressed to AGC by agc01@agccert.com.

Attestation of Global Compliance(Shenzhen)Co., Ltd

Attestation of Global Compliance(Shenzhen)Std & Tech Co., Ltd

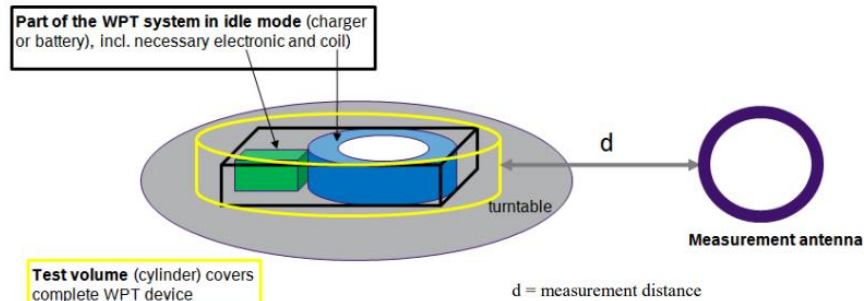
Tel: +86-755 2523 4088 E-mail: agc@agccert.com Web: http://www.agccert.com/



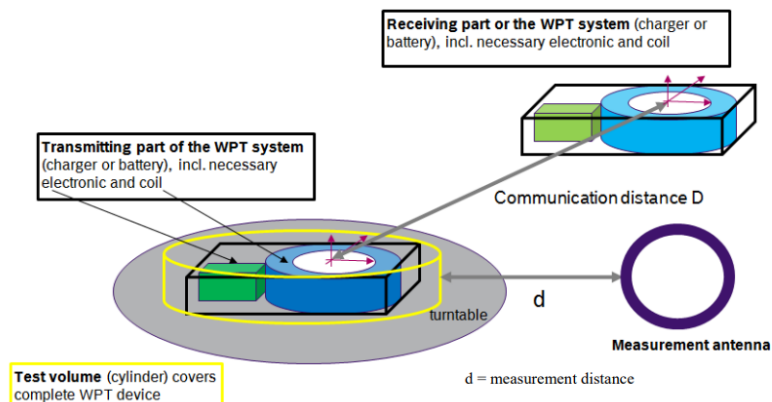
### 3. Setup of Equipment Under Test

#### 3.1 Setup Configuration of EUT

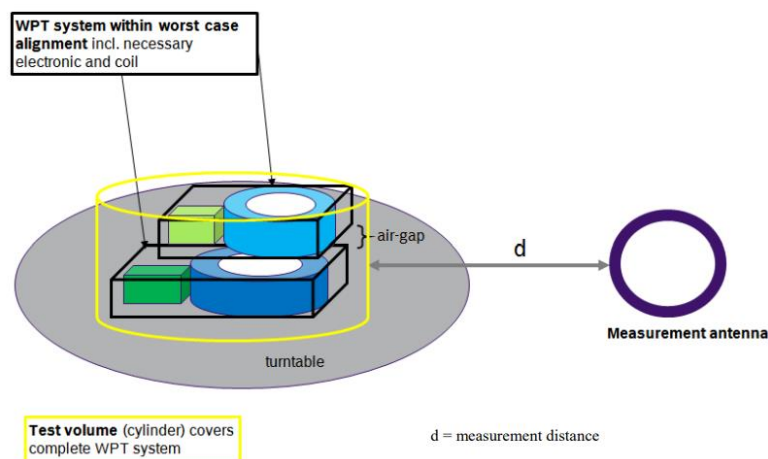
##### ◆ Mode 1: Idle Mode



##### ◆ Mode 2: Charging Adjustment



##### ◆ Mode 3 and Mode 4: Power Transmission Arrangement



Any report having not been signed by authorized approver, or having been altered without authorization, or having not been stamped by the "Dedicated Testing/Inspection Stamp" is deemed to be invalid. Copying or excerpting portion of, or altering the content of the report is not permitted without the written authorization of AGC. The test results presented in the report apply only to the tested sample. Any objections to report issued by AGC should be submitted to AGC within 15days after the issuance of the test report. Further enquiry of validity or verification of the test report should be addressed to AGC by [agc01@agccert.com](mailto:agc01@agccert.com).



### 3.2 Support Equipment

The EUT has been associated with peripherals and configuration operated in a manner tended to maximize its emission characteristics in a typical application.

The following peripheral devices and interface cables were connected during the measurement:

Whether support unit is used?				
Yes				
Item	Equipment	Manufacturer	Model No.	Specification
1	Wireless Charging Load	--	YBZ	Support 5W,7.5W,15W
2	Adapter	Huawei	HW-200440C00	Input(AC):100V-240V 50/60Hz 2.4A Output(DC):USB-C(5V/3A;9V/3A;10V/4A;11V/6A;12V/3A;15V/3A;20V4.4A) USB-A(5V/2A;10V/4A;11V/6A;20V/4.4A)
3	USB Cable	--	--	0.3m unshielded

Any report having not been signed by authorized approver, or having been altered without authorization, or having not been stamped by the "Dedicated Testing/Inspection Stamp" is deemed to be invalid. Copying or excerpting portion of, or altering the content of the report is not permitted without the written authorization of AGC. The test results presented in the report apply only to the tested sample. Any objections to report issued by AGC should be submitted to AGC within 15days after the issuance of the test report. Further enquiry of validity or verification of the test report should be addressed to AGC by agc01@agccert.com.

Attestation of Global Compliance(Shenzhen)Co., Ltd  
Attestation of Global Compliance(Shenzhen)Std & Tech Co., Ltd  
Tel: +86-755 2523 4088 E-mail: agc@agccert.com Web: http://www.agccert.com/

## 4. Test Environment

### 4.1 Address of The Test Laboratory

Laboratory: Attestation of Global Compliance (Shenzhen) Co., Ltd.

Address: 1-2/F, Building 19, Junfeng Industrial Park, Chongqing Road, Heping Community, Fuhai Street, Bao'an District, Shenzhen, Guangdong, China

### 4.2 Test Facility

The test facility is recognized, certified, or accredited by the following organizations:

#### **CNAS-Lab Code: L5488**

Attestation of Global Compliance (Shenzhen) Co., Ltd. has been assessed and proved to follow CNAS-CL01 Accreditation Criteria for Testing and Calibration Laboratories (identical to ISO/IEC17025: 2017 General Requirements for the Competence of Testing and Calibration Laboratories.)

#### **A2LA-Lab Cert. No.: 5054.02**

Attestation of Global Compliance (Shenzhen) Co., Ltd. EMC Laboratory has been accredited by A2LA for technical competence in the field of electrical testing, and proved to follow ISO/IEC 17025: 2017 General Requirements for the Competence of Testing and Calibration Laboratories and any additional program requirements in the identified field of testing.

#### **FCC-Registration No.: 975832**

Attestation of Global Compliance (Shenzhen) Co., Ltd. EMC Laboratory has been registered and fully described in a report filed with the FCC (Federal Communications Commission). The acceptance letter from the FCC is maintained in our files with Registration 975832.

#### **IC-Registration No.: 24842(CAB identifier: CN0063)**

Attestation of Global Compliance (Shenzhen) Co., Ltd. EMC Laboratory has been registered and fully described in a report filed with the Certification and Engineering Bureau of Industry Canada. The acceptance letter from the IC is maintained in our files with Registration 24842.

#### 4.3 Environmental Conditions

Normal Condition	VN=nominal Voltage	DC 9V
	TN=normal Temperature	25 °C
Extreme Condition	VL=lower Voltage	DC 8.1V
	TL=lower Temperature	-20 °C
	VH=higher Voltage	DC 9.9V
	TH=higher Temperature	40 °C

Note: The maximum temperature of 40 is not a standard requirement and is measured according to the maximum service temperature stated by the manufacturer.

#### 4.4 Measurement Uncertainty

Test Items	Measurement Uncertainty
Frequency error	$\pm 1 \times 10^{-7}$
Transmitter power conducted	$\pm 0.75\text{dB}$
Maximum Frequency Deviation: Within 300Hz and 6KHz of Audio Frequency Within 6KHz and 25KHz of Audio Frequency	$\pm 5\%$ $\pm 3\text{dB}$
Adjacent channel power	$\pm 3\text{dB}$
Conducted Emission of Transmitter, Valid Up to 12.75GHz	$\pm 4\text{dB}$
Conducted Emissions of Receivers	$\pm 3\text{dB}$
Radiated Emission of Transmitter, Valid Up to 12.75GHz	$\pm 6\text{dB}$

Note: This uncertainty represents an expanded uncertainty expressed at approximately the 95% confidence level using a coverage factor of  $k=1.96$ .

Any report having not been signed by authorized approver, or having been altered without authorization, or having not been stamped by the "Dedicated Testing/Inspection Stamp" is deemed to be invalid. Copying or excerpting portion of, or altering the content of the report is not permitted without the written authorization of AGC. The test results presented in the report apply only to the tested sample. Any objections to report issued by AGC should be submitted to AGC within 15days after the issuance of the test report. Further enquiry of validity or verification of the test report should be addressed to AGC by [agc01@agccert.com](mailto:agc01@agccert.com).

Attestation of Global Compliance(Shenzhen)Co., Ltd  
Attestation of Global Compliance(Shenzhen)Std & Tech Co., Ltd  
Tel: +86-755 2523 4088 E-mail: [agc@agccert.com](mailto:agc@agccert.com) Web: <http://www.agccert.com/>

#### 4.5 List of Equipment Used

● Radiated Spurious Emission							
Used	Equipment No.	Test Equipment	Manufacturer	Model No.	Serial No.	Last Cal. Date (YY-MM-DD)	Next Cal. Date (YY-MM-DD)
<input checked="" type="checkbox"/>	AGC-EM-E046	EMI Test Receiver	R&S	ESCI	100096	2025-01-14	2026-01-13
<input checked="" type="checkbox"/>	AGC-EM-E061	Spectrum Analyzer	Agilent	N9010A	MY53470504	2024-05-28	2025-05-27
<input checked="" type="checkbox"/>	AGC-EM-E005	Wideband Antenna	SCHWARZBECK	VULB9168	VULB9168-494	2025-01-15	2027-01-14
<input type="checkbox"/>	AGC-EM-E146	Pre-amplifier	ETS	3117-PA	00246148	2024-08-03	2026-07-23
<input checked="" type="checkbox"/>	AGC-EM-E086	Active loop antenna(9K-30MHz)	ZHINAN	ZN30900C	18051	2024-03-05	2026-03-04
<input checked="" type="checkbox"/>	AGC-EM-E017	Power Amplifier	AR	75A250	18464	2024-07-24	2025-07-23

● Test Software					
Used	Equipment No.	Test Equipment	Manufacturer	Model No.	Version Information
<input checked="" type="checkbox"/>	AGC-EM-S011	RSE Test System	Tonscend	TS+-Ver2.1(JS36-RSE)	4.0.0.0

Any report having not been signed by authorized approver, or having been altered without authorization, or having not been stamped by the "Dedicated Testing/Inspection Stamp" is deemed to be invalid. Copying or excerpting portion of, or altering the content of the report is not permitted without the written authorization of AGC. The test results presented in the report apply only to the tested sample. Any objections to report issued by AGC should be submitted to AGC within 15days after the issuance of the test report. Further enquiry of validity or verification of the test report should be addressed to AGC by agc01@agccert.com.

## 5. ETSI EN 303 417 Requirements for Transmitter and Receiver

### 5.1 Operating Frequency Ranges and Permitted Range of Operating Frequencies

#### Test Limit

The permitted range of operating frequency range(s) for intentional emissions shall be within 19 - 21 kHz, 59 - 61 kHz, 79 - 90 kHz, 100 - 300 kHz, 6 765 - 6 795 kHz,

#### Test Description

- ◆ The operating frequency range is the frequency range over which the WPT system is intentionally transmitting (all operational modes, see clause 4.2.3, Table 2).
- ◆ The operating frequency range(s) of the WPT system are determined by the lowest ( $f_L$ ) and highest frequency ( $f_H$ ) as occupied by the power envelope.
- ◆ The WPT system could have more than one operating frequency range. For a single frequency systems the OFR is equal to the occupied bandwidth (OBW) of the WPT system.
- ◆ For multi-frequency systems the OFR is described in Figures 2 and 3.

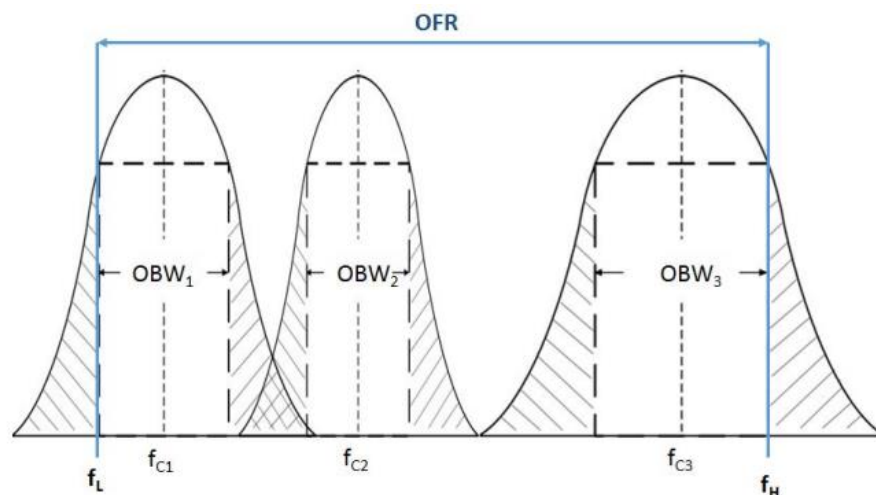


Figure 2: OFR of a multi - frequency WPT system within one frequency range of Table 2 and within one WPT system cycle time

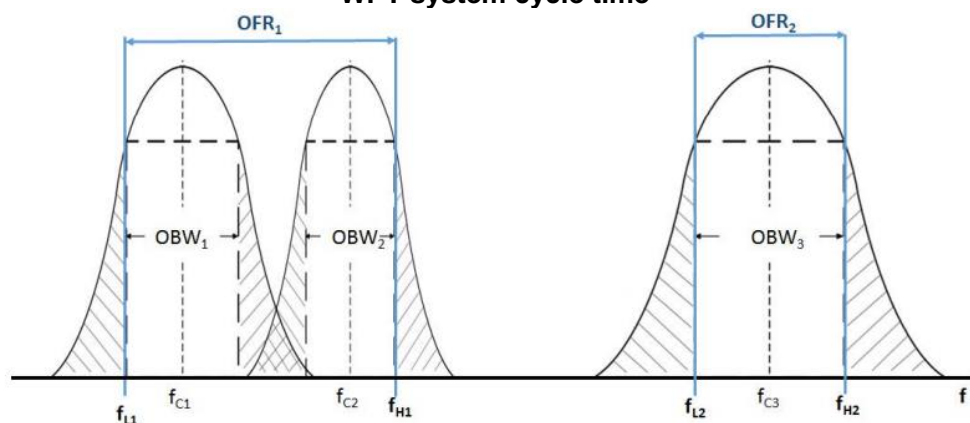
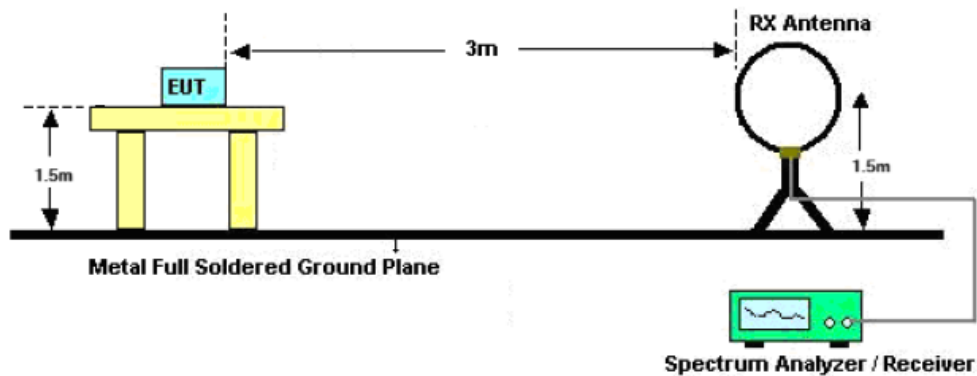


Figure 3: OFR of a multi - frequency WPT system within two frequency ranges of Table 2 and within one WPT system cycle time

Any report having not been signed by authorized approver, or having been altered without authorization, or having not been stamped by the "Dedicated Testing/Inspection Stamp" is deemed to be invalid. Copying or excerpting portion of, or altering the content of the report is not permitted without the written authorization of AGC. The test results presented in the report apply only to the tested sample. Any objections to report issued by AGC should be submitted to AGC within 15days after the issuance of the test report. Further enquiry of validity or verification of the test report should be addressed to AGC by agc01@agccert.com.

## Test Setup



## Test Procedure

1. The EUT was placed on a turn table which is 1.5m above ground plane.
2. The EUT was modulated by normal signal,
3. Set SPA Center Frequency = fundamental frequency, RBW=VBW=200Hz, Span=5kHz, Detector=RMS.  
The 99 % OBW function shall be used to determine the operating frequency range,  $f_H$  is the frequency of the upper marker resulting from the OFR,  $f_L$  is the frequency of the lower marker resulting from the OFR.
4. Both normal test condition and extreme test condition applied

Any report having not been signed by authorized approver, or having been altered without authorization, or having not been stamped by the "Dedicated Testing/Inspection Stamp" is deemed to be invalid. Copying or excerpting portion of, or altering the content of the report is not permitted without the written authorization of AGC. The test results presented in the report apply only to the tested sample. Any objections to report issued by AGC should be submitted to AGC within 15days after the issuance of the test report. Further enquiry of validity or verification of the test report should be addressed to AGC by [agc01@agccert.com](mailto:agc01@agccert.com).

### Test Result

☒ Test Mode: Mode 3

Frequency (kHz)	Test Conditions		99% Bandwidth (kHz)	F <sub>L</sub> at 99% BW (kHz)	F <sub>H</sub> at 99% BW (kHz)	Limit Band (kHz)	Result
	Temperature (°C)	Voltage (V)					
124.64	-20	9.9	0.989	124.145	125.134	100~300	Pass
		8.1	0.986	124.147	125.133		Pass
	25	9.0	0.998	124.141	125.139		Pass
	40	9.9	0.992	124.141	125.133		Pass
		8.1	0.986	124.148	125.134		Pass

☒ Test Mode: Mode 4

Frequency Range (kHz)	Test Conditions		Lower Frequency (kHz)	Upper Frequency (kHz)	Limit Band (kHz)
	Temperature (°C)	Voltage (V)			
115.24-196.54	-20	9.9	114.746	197.036	100~300
		8.1	114.744	197.036	
	25	9.0	114.744	197.038	
	40	9.9	114.749	197.032	
		8.1	114.749	197.033	
	OFR	82.294kHz			
Result	Pass				

Any report having not been signed by authorized approver, or having been altered without authorization, or having not been stamped by the "Dedicated Testing/Inspection Stamp" is deemed to be invalid. Copying or excerpting portion of, or altering the content of the report is not permitted without the written authorization of AGC. The test results presented in the report apply only to the tested sample. Any objections to report issued by AGC should be submitted to AGC within 15days after the issuance of the test report. Further enquiry of validity or verification of the test report should be addressed to AGC by agc01@agccert.com.



## 5.2 Transmitter H-Field Requirements

### Test Limit

- The H-field limits are provided in Table 3.
- They have been specified for control of any radiated emissions within the OFR originating from the WPT system (power transmission and accompanying data communication).
- The H-field limits in Table 3 are EU wide harmonised according to EC Decision 2013/752/EU [i.2]. Further information is available in CEPT/ERC/REC 70-03 [i.1].

**Table 3: H-field limits**

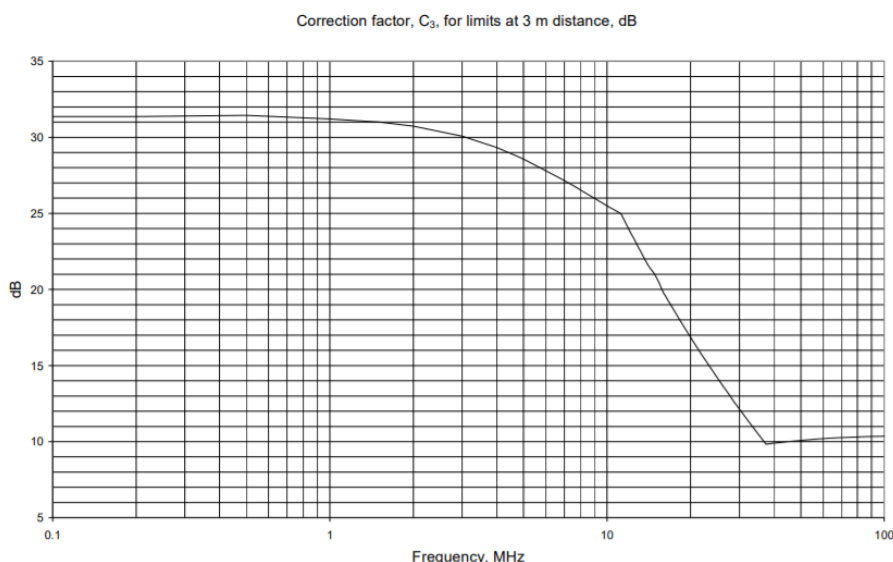
Frequency range [MHz]	H-field strength limit [dBμA/m at 10 m]	Comments
$0,019 \leq f < 0,021$	72	
$0,059 \leq f < 0,061$	69,1 descending 10 dB/dec above 0,059 MHz	See note 1
$0,079 \leq f < 0,090$	67,8 descending 10 dB/dec above 0,079 MHz	See note 2
$0,100 \leq f < 0,119$	42	
$0,119 \leq f < 0,135$	66 descending 10 dB/dec above 0,119 MHz	See note 1
$0,135 \leq f < 0,140$	42	
$0,140 \leq f < 0,1485$	37,7	
$0,1485 \leq f < 0,30$	-5	
$6,765 \leq f < 6,795$	42	

NOTE 1: Limit is 42 dBμA/m for the following spot frequencies: 60 kHz ± 250 Hz and 129,1 kHz ± 500 Hz.  
NOTE 2: At the time of preparation of the present document the feasibility of increased limits for high power wireless power transmission systems to charge vehicles [i.4] was prepared. New specific requirements for such systems (e.g. higher H-field emission limits in the 79 - 90 kHz band) will be reflected within a future revision of the present document.

- ◆ The H-field limit in dBμA/m at 3 m,  $H_{3m}$ , is determined by the following equation:

$$H_{3m} = H_{10m} + C_3 \text{ (F.2)}$$

Where:  $H_{10m}$  is the H-field limit in dBμA/m at 10 m distance according to the present document; and  $C_3$  is a conversion factor in dB determined from figure F.2.

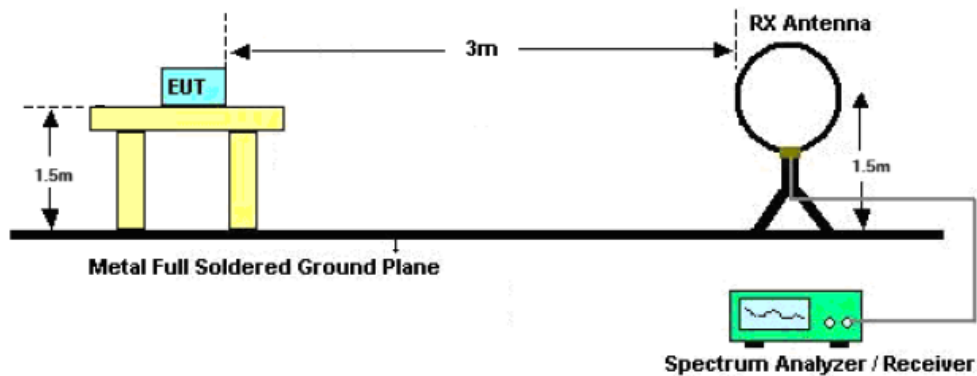


**Figure H.2: Conversion factor  $C_3$  versus frequency**

- $E(\text{dB}\mu\text{V/m}) = \text{dB}\mu\text{A/m} + 51.5$ ;
- $\text{ERP (dBm)} = E(\text{dB}\mu\text{V/m}) + 20\lg(D) - 104.8$ , D is the measurement distance;
- $\text{ERP} = 10\lg P(\text{mW})$

Any report having not been signed by authorized approver, or having been altered without authorization, or having not been stamped by the "Dedicated Testing/Inspection Stamp" is deemed to be invalid. Copying or excerpting portion of, or altering the content of the report is not permitted without the written authorization of AGC. The test results presented in the report apply only to the tested sample. Any objections to report issued by AGC should be submitted to AGC within 15days after the issuance of the test report. Further enquiry of validity or verification of the test report should be addressed to AGC by [agc01@agccert.com](mailto:agc01@agccert.com).

## Test Setup



## Test Procedure

1. The EUT was placed on the top of an insulating table 1.5 meters above the ground at a semi-anechoic chamber. The table was rotated 360 degrees to determine the position of the highest radiation.
2. The EUT was set 3 meters away from the interference-receiving antenna, which was mounted on the top of a variable-height antenna tower.
3. The H-field is measured with a shielded loop antenna connected to a measurement receiver.
4. The measuring bandwidth and detector type of the measurement receiver shall be in accordance with EN 300 330 V2.1.1 clause 5.12.
5. The EUT operate with modulation under normal and extreme conditions.

Any report having not been signed by authorized approver, or having been altered without authorization, or having not been stamped by the "Dedicated Testing/Inspection Stamp" is deemed to be invalid. Copying or excerpting portion of, or altering the content of the report is not permitted without the written authorization of AGC. The test results presented in the report apply only to the tested sample. Any objections to report issued by AGC should be submitted to AGC within 15days after the issuance of the test report. Further enquiry of validity or verification of the test report should be addressed to AGC by agc01@agccert.com.

### Test Result

Test conditions	Test Temp.	Test Volt.	Note
TN/VN	25°C	9.0V	Worst case
TL/ VL	-20°C	8.1V	
TH/VL	40°C	8.1V	
TL/VH	-20°C	9.9V	
TH/VH	40°C	9.9V	

☒ Test Mode: Mode 3

Frequency (kHz)	Reading (dBμA/m)	Factor (dB)	Field Strength (dBμV/m@3m)	Field Strength (dBμA/m@3m)	Calculated (dBμA/m@10m)	Limit at 10m (dBμA/m@10m)	Result
124.64	43.11	27.15	70.26	18.76	-12.44	65.80	Pass

☒ Test Mode: Mode 4

Frequency (kHz)	Reading (dBμA/m)	Factor (dB)	E-Field Strength (dBμV/m@3m)	H-Field Strength (dBμA/m@3m)	Calculated (dBμA/m@10m)	Limit at 10m (dBμA/m@10m)	Result
115.24	33.66	27.15	60.81	9.31	-21.89	42.00	Pass
132.68	34.26	27.15	61.41	9.91	-21.29	65.53	Pass
196.54	33.87	27.15	61.02	9.52	-21.68	-5.00	Pass

#### Remark:

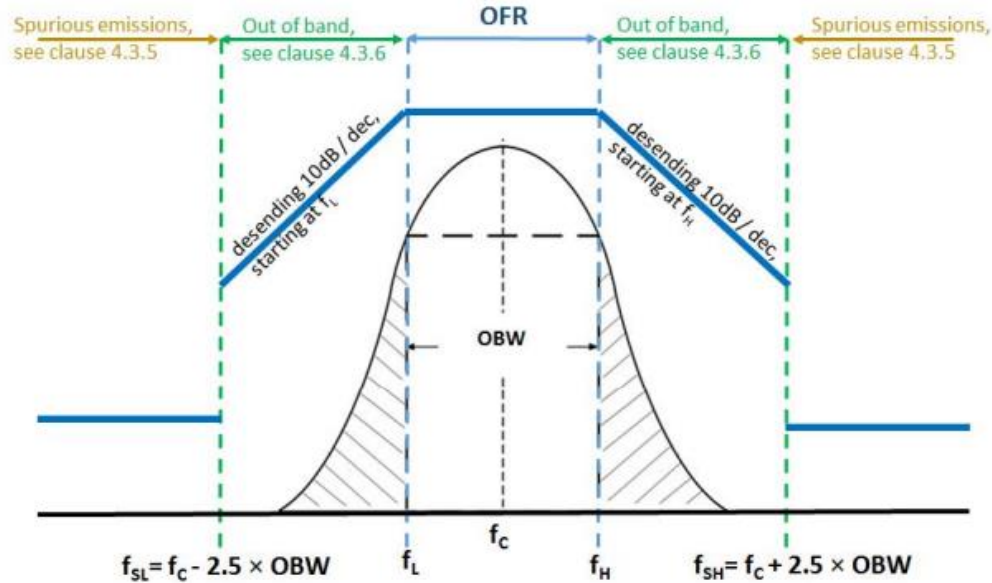
- Field Strength at 3m(dBμA/m) = Reading Level + Corrected Factor
- Calculated at 10m(dBμA/m) = Field Strength at 3m(dBμA/m)-31.2dB
- For the calculated method, please refer to Annex F at EN 300330.

Any report having not been signed by authorized approver, or having been altered without authorization, or having not been stamped by the "Dedicated Testing/Inspection Stamp" is deemed to be invalid. Copying or excerpting portion of, or altering the content of the report is not permitted without the written authorization of AGC. The test results presented in the report apply only to the tested sample. Any objections to report issued by AGC should be submitted to AGC within 15days after the issuance of the test report. Further enquiry of validity or verification of the test report should be addressed to AGC by agc01@agccert.com.

### 5.3 Transmitter Out of Band (OOB) Emissions

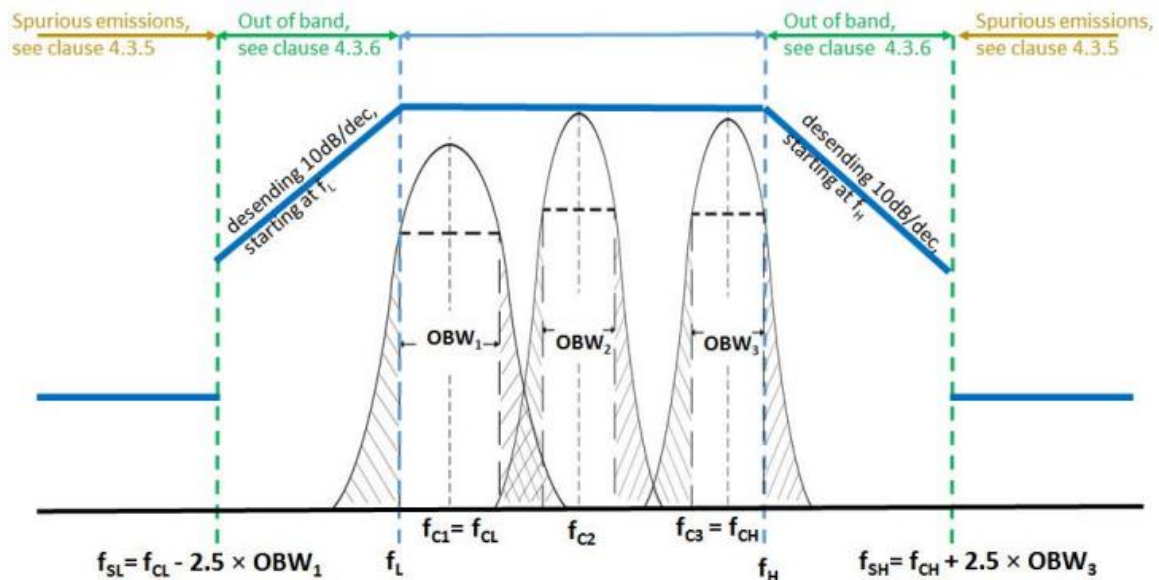
#### Test Limit

The OOB limits are visualized in Figures 4 and 5; they are descending from the intentional limits from Table 3 at  $f_H/f_L$  with 10 dB/decade.



**Figure 4: Out of band and spurious domain of a single frequency WPT system**

The transmitter spurious emissions for a multi frequency system (within one WPT frequency range from Table 2) are to be considered in frequency ranges defined in Figure 5 ( $f < f_{SL}$  and  $f > f_{SH}$ )



**Figure 5: Out of band and spurious domain of a multi - frequency system (during one WPT system cycle time)**

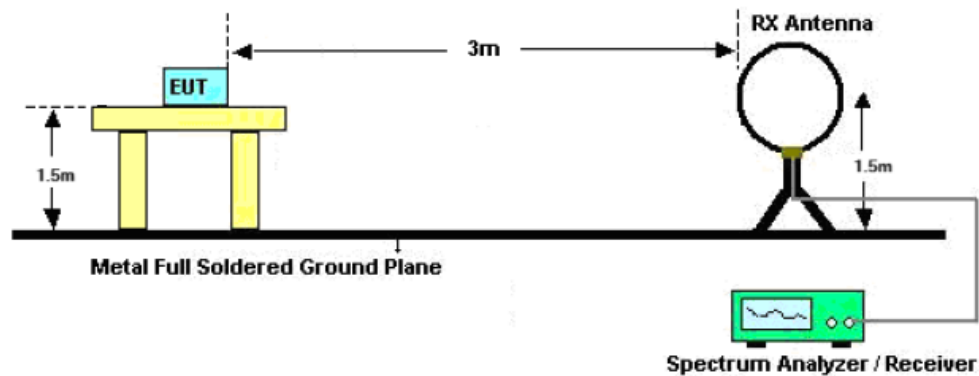
Any report having not been signed by authorized approver, or having been altered without authorization, or having not been stamped by the "Dedicated Testing/Inspection Stamp" is deemed to be invalid. Copying or excerpting portion of, or altering the content of the report is not permitted without the written authorization of AGC. The test results presented in the report apply only to the tested sample. Any objections to report issued by AGC should be submitted to AGC within 15days after the issuance of the test report. Further enquiry of validity or verification of the test report should be addressed to AGC by agc01@agccert.com.

Attestation of Global Compliance(Shenzhen)Co., Ltd

Attestation of Global Compliance(Shenzhen)Std & Tech Co., Ltd

Tel: +86-755 2523 4088 E-mail: agc@agccert.com Web: http://www.agccert.com/

## Test Setup



## Test Procedure

1. The EUT was placed on a turn table which is 1.5m above ground plane.
2. The EUT was modulated by normal signal,
3. Set SPA Center Frequency = fundamental frequency, RBW=VBW=200Hz, Span=5KHz, Detector=RMS.  
The 99 % OBW function shall be used to determine the operating frequency range,  $f_H$  is the frequency of the upper marker resulting from the OFR,  $f_L$  is the frequency of the lower marker resulting from the OFR.
4. Both normal test condition and extreme test condition applied

Any report having not been signed by authorized approver, or having been altered without authorization, or having not been stamped by the "Dedicated Testing/Inspection Stamp" is deemed to be invalid. Copying or excerpting portion of, or altering the content of the report is not permitted without the written authorization of AGC. The test results presented in the report apply only to the tested sample. Any objections to report issued by AGC should be submitted to AGC within 15days after the issuance of the test report. Further enquiry of validity or verification of the test report should be addressed to AGC by [agc01@agccert.com](mailto:agc01@agccert.com).

Attestation of Global Compliance(Shenzhen)Co., Ltd  
Attestation of Global Compliance(Shenzhen)Std & Tech Co., Ltd  
Tel: +86-755 2523 4088 E-mail: [agc@agccert.com](mailto:agc@agccert.com) Web: <http://www.agccert.com/>

### Test Result

☒ Test Mode: Mode 3

Test Frequency (kHz)	Frequency Range (kHz)		Maximum level @10m (dBμA/m)	Limit @ 10m (dBμA/m)	Result
124.64	$f_{SL}-f_L$	122.145 - 124.141	Less than -21.6	See figure 4	Pass
	$f_L$	124.141	-21.60	65.80	Pass
	$f_H$	125.139	-22.12	65.80	Pass
	$f_H-f_{SH}$	125.139 - 127.135	Less than -22.12	See figure 4	Pass

☒ Test Mode: Mode 4

Test Frequency (kHz)	Frequency Range (kHz)		Maximum level @10m (dBμA/m)	Limit @ 10m (dBμA/m)	Result
115.24-196.54	$f_{SL}-f_L$	112.76 - 114.744	Less than -31.05	See figure 4	Pass
	$f_L$	114.744	-31.05	42.00	Pass
	$f_H$	197.038	-31.36	-5.00	Pass
	$f_H-f_{SH}$	197.038 - 199.03	Less than -31.36	See figure 4	Pass

Any report having not been signed by authorized approver, or having been altered without authorization, or having not been stamped by the "Dedicated Testing/Inspection Stamp" is deemed to be invalid. Copying or excerpting portion of, or altering the content of the report is not permitted without the written authorization of AGC. The test results presented in the report apply only to the tested sample. Any objections to report issued by AGC should be submitted to AGC within 15days after the issuance of the test report. Further enquiry of validity or verification of the test report should be addressed to AGC by agc01@agccert.com.



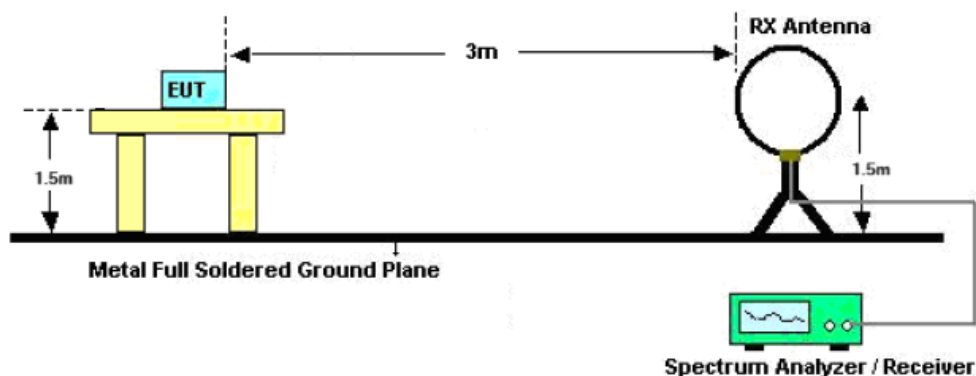
## 5.4 Transmitter Spurious Emissions (Frequency Below 30MHz)

### Test Limit

Operating Mode		
Frequency Range	Distance	Maximum Field Strength Limit
$9 \text{ kHz} \leq f < 10 \text{ MHz}$	10m	27dB $\mu$ A/m at 9 kHz descending 3 dB/oct
$10 \text{ MHz} \leq f < 30 \text{ MHz}$	10m	-3.5 dB $\mu$ A/m
Stand-by Mode		
$9 \text{ kHz} \leq f < 10 \text{ MHz}$	10m	5.5dB $\mu$ A/m at 9 kHz descending 3 dB/oct
$10 \text{ MHz} \leq f < 30 \text{ MHz}$	10m	-25 dB $\mu$ A/m

Note: "Operating" means mode 2, 3 and 4 according to Table 2; "standby" means mode 1 according to Table 2.

### Test Setup



### Test Procedure

- ◆ For test method of frequency range (9 kHz-30MHz)
- 1. The EUT was placed on the top of an insulating table 1.5 meters above the ground at a semi-anechoic chamber. The table was rotated 360 degrees to determine the position of the highest radiation.
- 2. The EUT was set 3 meters away from the interference-receiving antenna, which was mounted on the top of a variable-height antenna tower.
- 3. The H-field is measured with a shielded loop antenna connected to a measurement receiver.
- 4. The measuring bandwidth and detector type of the measurement receiver shall be in accordance with EN 300 330 V2.1.1 clause 5.12

Any report having not been signed by authorized approver, or having been altered without authorization, or having not been stamped by the "Dedicated Testing/Inspection Stamp" is deemed to be invalid. Copying or excerpting portion of, or altering the content of the report is not permitted without the written authorization of AGC. The test results presented in the report apply only to the tested sample. Any objections to report issued by AGC should be submitted to AGC within 15days after the issuance of the test report. Further enquiry of validity or verification of the test report should be addressed to AGC by agc01@agccert.com.



## Test Result

☒ Test Mode: Mode 3 (Operating Mode: Face)

Transmitter Spurious Emissions for 9kHz to 30MHz							
Frequency (MHz)	Reading (dBμV)	Factor (dB/m)	E-Field Strength@3m (dBμV/m)	E-Field Strength@10m (dBμV/m)	Calculated@10m (dBμA/m)	Limit@10m (dBμA/m)	Margin (dB)
0.051	20.35	35.88	56.23	45.77	-5.73	19.51	25.24
0.349	17.70	33.13	50.83	40.37	-11.13	11.11	22.24
0.620	14.38	33.13	47.51	37.05	-14.45	8.62	23.07
1.732	14.69	25.45	40.14	29.68	-21.82	4.16	25.98
3.252	12.81	22.66	35.47	25.01	-26.49	1.42	27.91
6.067	10.98	18.56	29.54	19.08	-32.42	-1.29	31.14

☒ Test Mode: Mode 3 (Operating Mode: Side)

Transmitter Spurious Emissions for 9kHz to 30MHz							
Frequency (MHz)	Reading (dBμV)	Factor (dB/m)	E-Field Strength@3m (dBμV/m)	E-Field Strength@10m (dBμV/m)	Calculated@10m (dBμA/m)	Limit@10m (dBμA/m)	Margin (dB)
0.050	20.76	35.88	56.64	46.18	-5.32	19.54	24.85
0.344	17.61	33.13	50.74	40.28	-11.22	11.17	22.39
0.540	14.61	33.13	47.74	37.28	-14.22	9.22	23.44
2.093	14.37	25.45	39.82	29.36	-22.14	3.33	25.48
3.758	12.80	22.66	35.46	25.00	-26.50	0.79	27.29
4.759	10.89	18.56	29.45	18.99	-32.51	-0.23	32.27

Any report having not been signed by authorized approver, or having been altered without authorization, or having not been stamped by the "Dedicated Testing/Inspection Stamp" is deemed to be invalid. Copying or excerpting portion of, or altering the content of the report is not permitted without the written authorization of AGC. The test results presented in the report apply only to the tested sample. Any objections to report issued by AGC should be submitted to AGC within 15days after the issuance of the test report. Further enquiry of validity or verification of the test report should be addressed to AGC by agc01@agccert.com.

Attestation of Global Compliance(Shenzhen)Co., Ltd

Attestation of Global Compliance(Shenzhen)Std & Tech Co., Ltd

Tel: +86-755 2523 4088 E-mail: agc@agccert.com Web: <http://www.agccert.com/>

☒ Test Mode: Mode 4 (Operating Mode: Face), Lowest Channel Worst Case

Transmitter Spurious Emissions for 9kHz to 30MHz							
Frequency (MHz)	Reading (dBμV)	Factor (dB/m)	E-Field Strength@3m (dBμV/m)	E-Field Strength@10m (dBμV/m)	Calculated@10m (dBμA/m)	Limit@10m (dBμA/m)	Margin (dB)
0.046	20.69	35.88	56.57	46.11	-5.39	19.96	25.35
0.298	17.72	33.13	50.85	40.39	-11.11	11.80	22.91
0.497	14.59	33.13	47.72	37.26	-14.24	9.58	23.82
1.311	14.45	25.45	39.90	29.44	-22.06	5.37	27.42
3.446	12.70	22.66	35.36	24.90	-26.60	1.17	27.77
4.689	10.94	18.56	29.50	19.04	-32.46	-0.17	32.29

☒ Test Mode: Mode 4 (Operating Mode: Side), Lowest Channel Worst Case

Transmitter Spurious Emissions for 9kHz to 30MHz							
Frequency (MHz)	Reading (dBμV)	Factor (dB/m)	E-Field Strength@3m (dBμV/m)	E-Field Strength@10m (dBμV/m)	Calculated@10m (dBμA/m)	Limit@10m (dBμA/m)	Margin (dB)
0.065	20.80	35.88	56.68	46.22	-5.28	18.39	23.67
0.248	17.77	33.13	50.90	40.44	-11.06	12.60	23.66
0.494	14.45	33.13	47.58	37.12	-14.38	9.60	23.98
1.621	14.62	25.45	40.07	29.61	-21.89	4.44	26.33
2.643	12.56	22.66	35.22	24.76	-26.74	2.32	29.06
4.354	11.23	18.56	29.79	19.33	-32.17	0.15	32.32

Notes:

1. Negative sign (-) in the margin column signify levels below the limit.
2. Other emissions found were at least 20 dB below the limit.
3. E-Field Strength@3m(dBμV/m) = Reading Level + Factor
4. E-Field Strength@10m(dBμV/m) = E-Field Strength@3m(dBμV/m)+10.46dB
5. H-Field Strength(dBμA/m)= E-Field Strength(dBμV/m)-51.5dB

Any report having not been signed by authorized approver, or having been altered without authorization, or having not been stamped by the "Dedicated Testing/Inspection Stamp" is deemed to be invalid. Copying or excerpting portion of, or altering the content of the report is not permitted without the written authorization of AGC. The test results presented in the report apply only to the tested sample. Any objections to report issued by AGC should be submitted to AGC within 15days after the issuance of the test report. Further enquiry of validity or verification of the test report should be addressed to AGC by agc01@agccert.com.

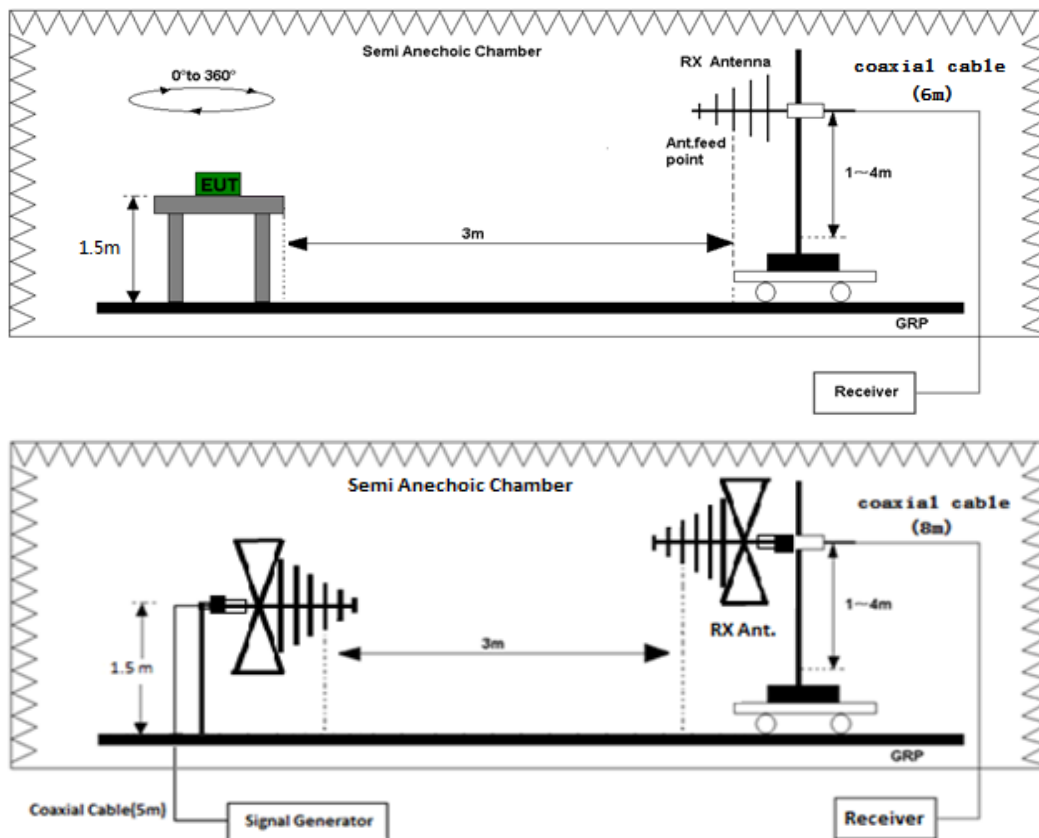
## 5.5 Transmitter Spurious Emissions (Frequency Above 30MHz)

Spurious emissions are emissions at frequencies other than those of the carrier and sidebands associated with normal modulation.

### Test Limit

Frequency Range	Operating Mode Limit	Standby Mode Limit
47 MHz to 74 MHz	4 nW	2 nW
87.5 MHz to 118 MHz	4 nW	2 nW
174 MHz to 230 MHz	4 nW	2 nW
470 MHz to 790 MHz	4 nW	2 nW
Other frequency between 30 MHz to 1000 MHz	250 nW	2 nW

### Test Setup



Radiated Emission Test Set-Up Frequency 30 MHz ~ 1 GHz

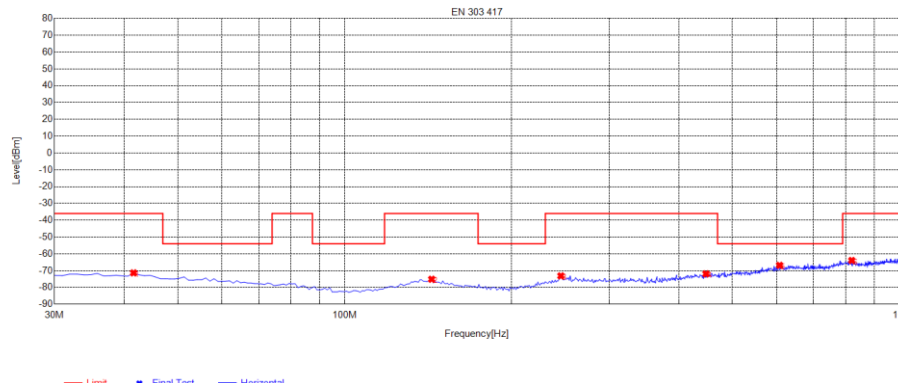
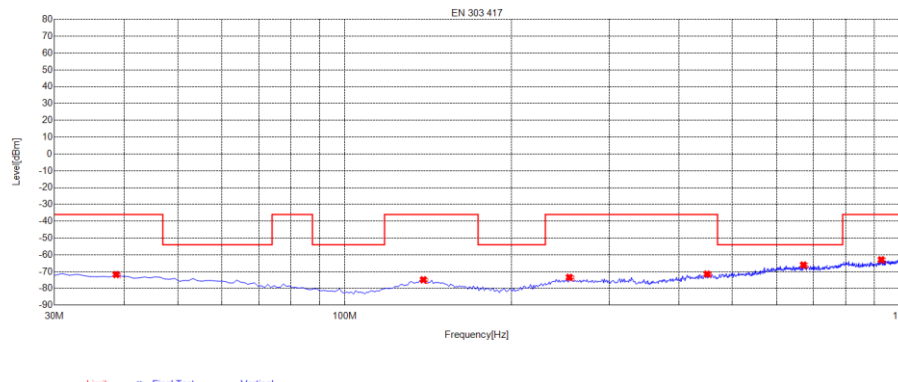
Any report having not been signed by authorized approver, or having been altered without authorization, or having not been stamped by the "Dedicated Testing/Inspection Stamp" is deemed to be invalid. Copying or excerpting portion of, or altering the content of the report is not permitted without the written authorization of AGC. The test results presented in the report apply only to the tested sample. Any objections to report issued by AGC should be submitted to AGC within 15days after the issuance of the test report. Further enquiry of validity or verification of the test report should be addressed to AGC by agc01@agccert.com.

### **Test Procedure**

- ◆ For test method of frequency range (30 MHz-1000MHz)
- 1. EUT was placed on a 1.5m height wooden table. The search antenna is placed at 3m distances from the EUT and search antenna height is from 1-4m. With the transmitter operating at continuously mode, the turntable was slowly rotated to locate the direction of maximum emission. Once maximum direction is determined, the search antenna was raised and lowered in both vertical and horizontal polarizations.
- 2. The EUT was removed from the turntable and replaced with a linearly polarized antenna connected to a calibrated RF signal generator. The RF generator was set to a measured emission frequency and the search antenna was raised and lowered to produce a maximum received reading. The generator output was increased to match the radiated emission reading measured previously, and the result expressed in dB EIRP or ERP, correcting for substitution antenna gain at each frequency.
- 3. Factor=Antenna Factor + Cable loss, Margin=Limit- Measurement Level.
- 4. The “Factor” value can be calculated automatically by software of measurement system.
- 5. All test modes had been pre-tested. The worst case and recorded in the report.

Any report having not been signed by authorized approver, or having been altered without authorization, or having not been stamped by the “Dedicated Testing/Inspection Stamp” is deemed to be invalid. Copying or excerpting portion of, or altering the content of the report is not permitted without the written authorization of AGC. The test results presented in the report apply only to the tested sample. Any objections to report issued by AGC should be submitted to AGC within 15days after the issuance of the test report. Further enquiry of validity or verification of the test report should be addressed to AGC by agc01@agccert.com.

## Test Result

Test mode:	Operating (Mode 3)	Test Frequency:	124.64kHz					
Horizontal								
<div></div>								
NO.	Freq. [MHz]	Reading [dBm]	Level [dBm]	Limit [dBm]	Margin [dB]	Factor [dB]	Angle [°]	Polarity
1	41.64	-100.73	-71.35	-36.00	35.35	29.38	20	Horizontal
2	143.49	-101.68	-75.13	-36.00	39.13	26.55	250	Horizontal
3	245.34	-100.09	-73.14	-36.00	37.14	26.95	280	Horizontal
4	448.07	-102.14	-71.94	-36.00	35.94	30.20	280	Horizontal
5	608.12	-100.95	-66.86	-54.00	12.86	34.09	150	Horizontal
6	820.55	-100.75	-63.97	-36.00	27.97	36.78	300	Horizontal
Vertical								
<div></div>								
NO.	Freq. [MHz]	Reading [dBm]	Level [dBm]	Limit [dBm]	Margin [dB]	Factor [dB]	Angle [°]	Polarity
1	38.73	-101.41	-71.77	-36.00	35.77	29.64	70	Vertical
2	138.64	-101.61	-74.84	-36.00	38.84	26.77	230	Vertical
3	254.07	-100.78	-73.40	-36.00	37.40	27.38	80	Vertical
4	450.01	-101.76	-71.46	-36.00	35.46	30.30	310	Vertical
5	671.17	-100.20	-66.05	-54.00	12.05	34.15	30	Vertical
6	927.25	-100.49	-62.92	-36.00	26.92	37.57	210	Vertical

Any report having not been signed by authorized approver, or having been altered without authorization, or having not been stamped by the "Dedicated Testing/Inspection Stamp" is deemed to be invalid. Copying or excerpting portion of, or altering the content of the report is not permitted without the written authorization of AGC. The test results presented in the report apply only to the tested sample. Any objections to report issued by AGC should be submitted to AGC within 15days after the issuance of the test report. Further enquiry of validity or verification of the test report should be addressed to AGC by agc01@agccert.com.

## 5.6 Receiver Blocking

### Test Limit

The EUT shall achieve the wanted performance criterion, in the presence of the blocking signal.

	In-band signal	OOB signal	Remote-band signal
Frequency	Centre frequency ( $f_c$ ) of the WPT system (see clause 4.3.3)	$f = f_c \pm F$ (see note)	$f = f_c \pm 10 \cdot F$ (see note)
Signal level field strength at the EUT	72dB $\mu$ A/m	72dB $\mu$ A/m	82dB $\mu$ A/m
Note: $F = \text{OFR}$ see clause 4.3.3.			

### Test Setup

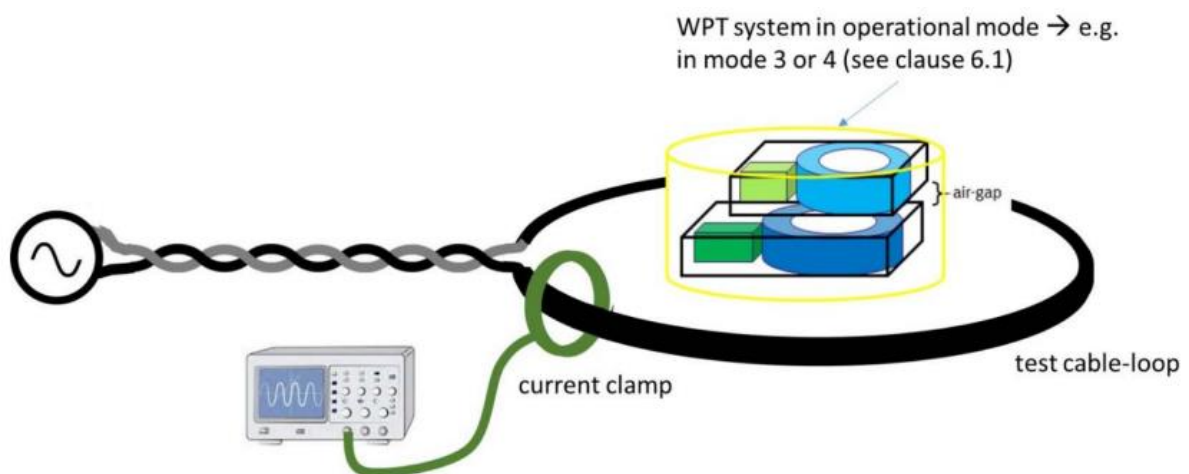


Figure 11: Schematic test set-up for the RX-blocking test

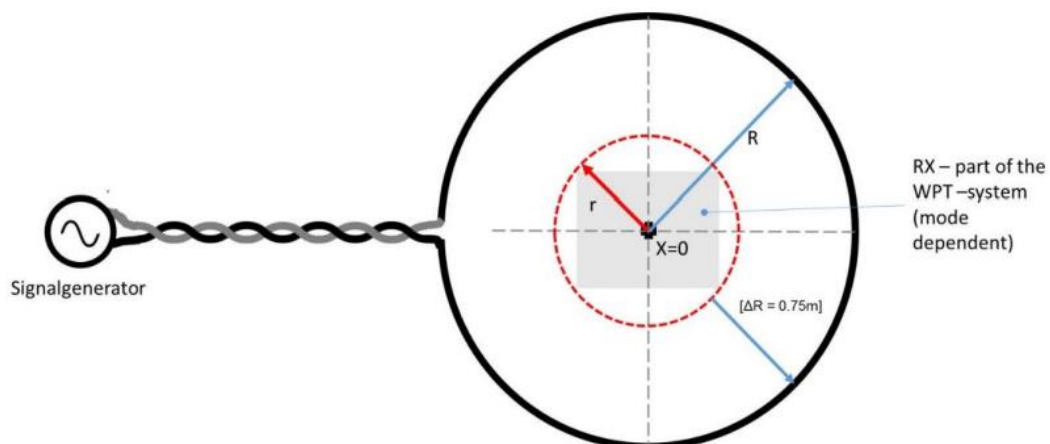


Figure 12: Schematic test set-up for the RX-blocking test

Any report having not been signed by authorized approver, or having been altered without authorization, or having not been stamped by the “Dedicated Testing/Inspection Stamp” is deemed to be invalid. Copying or excerpting portion of, or altering the content of the report is not permitted without the written authorization of AGC. The test results presented in the report apply only to the tested sample. Any objections to report issued by AGC should be submitted to AGC within 15days after the issuance of the test report. Further enquiry of validity or verification of the test report should be addressed to AGC by [agc01@agccert.com](mailto:agc01@agccert.com).



## Test Procedure

The fulfilment of the WPT system performance criterion in all possible operational modes (see clause 4.2.3) shall be tested in presence of the inference signals according to Table 6.

- The manufacturer shall declare in which device orientation(s) (worst case) the test shall be performed.
- The WPT system shall initially operate without interference according to its specified sensitivity (detecting an specific object in the maximum depth as declared by the manufacturer (see clause 4.2.2 on wanted performance criteria)).
- The test setup is visualized in the following Figures 11 and 12.
- The tool shall be operated as intended (e.g. some tools might require to be moved across the object, some tool can be used stationary).
- The test shall be carried out inside a test chamber according to clauses C.1.1 and C.1.2 in ETSI EN 300 330 [1].
- A test loop with a radius r shall be used to create the magnetic field; the test loop shall lie on a non-metallic ground and the minimum distance to metallic objects (e.g. ground plane) shall be 0,75 m.
- The EUT shall be placed to the centre of the test-loop (e.g. see Figures 11 and 12).
- The test loop shall be sufficiently large so that the test loop itself does not influence the WPT system; The radius R of the test-loop shall be in minimum  $\Delta R = 0,75$  m larger than the maximum dimension r of the EUT.
- (See Figure 12):  $R \geq r + \Delta R$ .
- The maximum H-Field can be calculated from the loop current I (into the test-loop) with the following formula:

$$H = \frac{I}{2R}$$

## Test Result

☒ Test Mode: Mode 3

Interference Type	Test Frequency (kHz)	Signal level @ EUT	Performance	Result
In-band signal	124.64	72dBuA/m	No function loss	Pass
OOB signal	123.642	72dBuA/m	No function loss	Pass
	125.638	72dBuA/m	No function loss	Pass
Remote-band signal	114.66	82dBuA/m	No function loss	Pass
	134.62	82dBuA/m	No function loss	Pass

Any report having not been signed by authorized approver, or having been altered without authorization, or having not been stamped by the “Dedicated Testing/Inspection Stamp” is deemed to be invalid. Copying or excerpting portion of, or altering the content of the report is not permitted without the written authorization of AGC. The test results presented in the report apply only to the tested sample. Any objections to report issued by AGC should be submitted to AGC within 15days after the issuance of the test report. Further enquiry of validity or verification of the test report should be addressed to AGC by agc01@agccert.com.



## Appendix I: Photographs of Test Setup

### Radiated Spurious Emissions Below 30MHz Test Setup



### Radiated Spurious Emissions Below 1GHz Test Setup



Any report having not been signed by authorized approver, or having been altered without authorization, or having not been stamped by the “Dedicated Testing/Inspection Stamp” is deemed to be invalid. Copying or excerpting portion of, or altering the content of the report is not permitted without the written authorization of AGC. The test results presented in the report apply only to the tested sample. Any objections to report issued by AGC should be submitted to AGC within 15days after the issuance of the test report. Further enquiry of validity or verification of the test report should be addressed to AGC by [agc01@agccert.com](mailto:agc01@agccert.com).

Attestation of Global Compliance(Shenzhen)Co., Ltd

Attestation of Global Compliance(Shenzhen)Std & Tech Co., Ltd

Tel: +86-755 2523 4088 E-mail: [agc@agccert.com](mailto:agc@agccert.com) Web: <http://www.agccert.com/>

## **Appendix II: Photographs of Test EUT**

Refer to the Report No.: AGC05443250508AP01

Any report having not been signed by authorized approver, or having been altered without authorization, or having not been stamped by the “Dedicated Testing/Inspection Stamp” is deemed to be invalid. Copying or excerpting portion of, or altering the content of the report is not permitted without the written authorization of AGC. The test results presented in the report apply only to the tested sample. Any objections to report issued by AGC should be submitted to AGC within 15days after the issuance of the test report. Further enquiry of validity or verification of the test report should be addressed to AGC by [agc01@agccert.com](mailto:agc01@agccert.com).

Attestation of Global Compliance(Shenzhen)Co., Ltd

Attestation of Global Compliance(Shenzhen)Std & Tech Co., Ltd

Tel: +86-755 2523 4088 E-mail: [agc@agccert.com](mailto:agc@agccert.com) Web: <http://www.agccert.com/>

## Conditions of Issuance of Test Reports

1. All samples and goods are accepted by the Attestation of Global Compliance (Shenzhen) Co., Ltd (the "Company") solely for testing and reporting in accordance with the following terms and conditions. The company provides its services on the basis that such terms and conditions constitute express agreement between the company and any person, firm or company requesting its services (the "Clients").
2. Any report issued by Company as a result of this application for testing services (the "Report") shall be issued in confidence to the Clients and the Report will be strictly treated as such by the Company. It may not be reproduced either in its entirety or in part and it may not be used for advertising or other unauthorized purposes without the written consent of the Company. The Clients to whom the Report is issued may, however, show or send it, or a certified copy thereof prepared by the Company to its customer, supplier or other persons directly concerned. The Company will not, without the consent of the Clients, enter into any discussion or correspondence with any third party concerning the contents of the Report, unless required by the relevant governmental authorities, laws or court orders.
3. The Company shall not be called or be liable to be called to give evidence or testimony on the Report in a court of law without its prior written consent, unless required by the relevant governmental authorities, laws or court orders.
4. In the event of the improper use of the report as determined by the Company, the Company reserves the right to withdraw it, and to adopt any other additional remedies which may be appropriate.
5. Samples submitted for testing are accepted on the understanding that the Report issued cannot form the basis of, or be the instrument for, any legal action against the Company.
6. The Company will not be liable for or accept responsibility for any loss or damage however arising from the use of information contained in any of its Reports or in any communication whatsoever about its said tests or investigations.
7. Clients wishing to use the Report in court proceedings or arbitration shall inform the Company to that effect prior to submitting the sample for testing.
8. The Company is not responsible for recalling the electronic version of the original report when any revision is made to them. The Client assumes the responsibility to providing the revised version to any interested party who uses them.
9. Subject to the variable length of retention time for test data and report stored hereinto as otherwise specifically required by individual accreditation authorities, the Company will only keep the supporting test data and information of the test report for a period of six years. The data and information will be disposed of after the aforementioned retention period has elapsed. Under no circumstances shall we provide any data and information which has been disposed of after retention period. Under no circumstances shall we be liable for damage of any kind, including (but not limited to) compensatory damages, lost profits, lost data, or any form of special, incidental, indirect, consequential or punitive damages of any kind, whether based on breach of contract of warranty, tort (including negligence), product liability or otherwise, even if we are informed in advance of the possibility of such damages.

**-----End of Report-----**

Any report having not been signed by authorized approver, or having been altered without authorization, or having not been stamped by the "Dedicated Testing/Inspection Stamp" is deemed to be invalid. Copying or excerpting portion of, or altering the content of the report is not permitted without the written authorization of AGC. The test results presented in the report apply only to the tested sample. Any objections to report issued by AGC should be submitted to AGC within 15days after the issuance of the test report. Further enquiry of validity or verification of the test report should be addressed to AGC by [agc01@agccert.com](mailto:agc01@agccert.com).

Attestation of Global Compliance(Shenzhen)Co., Ltd

Attestation of Global Compliance(Shenzhen)Std & Tech Co., Ltd

Tel: +86-755 2523 4088 E-mail: [agc@agccert.com](mailto:agc@agccert.com) Web: <http://www.agccert.com/>

---

# Health Test Report

---

Report No.: AGC05443250508EH01

**PRODUCT DESIGNATION** : Wireless charger  
**BRAND NAME** : N/A  
**MODEL NAME** : M02593  
**APPLICANT** : MID OCEAN BRANDS B.V.  
**DATE OF ISSUE** : May 22, 2025  
**STANDARD(S)** : EN IEC 62311:2020  
EN 50665:2017  
**REPORT VERSION** : V1.0

Attestation of Global Compliance (Shenzhen) Co., Ltd



Any report having not been signed by authorized approver, or having been altered without authorization, or having not been stamped by the "Dedicated Testing/Inspection Stamp" is deemed to be invalid. Copying or excerpting portion of, or altering the content of the report is not permitted without the written authorization of AGC. The test results presented in the report apply only to the tested sample. Any objections to report issued by AGC should be submitted to AGC within 15days after the issuance of the test report. Further enquiry of validity or verification of the test report should be addressed to AGC by agc01@agccert.com.

Attestation of Global Compliance(Shenzhen)Co., Ltd  
Attestation of Global Compliance(Shenzhen)Std & Tech Co., Ltd  
Tel: +86-755 2523 4088 E-mail: agc@agccert.com Web: <http://www.agccert.com/>



**Report Revise Record**

Report Version	Revise Time	Issued Date	Valid Version	Notes
V1.0	/	May 22, 2025	Valid	Initial Release

Any report having not been signed by authorized approver, or having been altered without authorization, or having not been stamped by the “Dedicated Testing/Inspection Stamp” is deemed to be invalid. Copying or excerpting portion of, or altering the content of the report is not permitted without the written authorization of AGC. The test results presented in the report apply only to the tested sample. Any objections to report issued by AGC should be submitted to AGC within 15days after the issuance of the test report. Further enquiry of validity or verification of the test report should be addressed to AGC by agc01@agccert.com.

Attestation of Global Compliance(Shenzhen)Co., Ltd  
Attestation of Global Compliance(Shenzhen)Std & Tech Co., Ltd  
Tel: +86-755 2523 4088 E-mail: agc@agccert.com Web: <http://www.agccert.com/>



## Table of Contents

<b>1. General Information .....</b>	<b>4</b>
<b>2. Product Information .....</b>	<b>5</b>
2.1 Product Technical Description .....	5
<b>3. Test Environment .....</b>	<b>6</b>
3.1 Address of The Test Laboratory .....	6
3.2 Test Facility .....	6
<b>4. EN 62311 Requirements for Near Field Measurements.....</b>	<b>7</b>
4.1 Evaluation Methodology .....	7
4.2 Measurement limits .....	7
4.3 Measurement Method and Arrangement .....	8
4.4 Test Equipment List .....	9
4.5 Measurement Uncertainty .....	9
4.6 Description of Test Modes .....	9
4.7 Test Result.....	10
5.8 Evaluation Conclusion .....	10
<b>Appendix I: Photographs of Test Setup .....</b>	<b>11</b>

Any report having not been signed by authorized approver, or having been altered without authorization, or having not been stamped by the “Dedicated Testing/Inspection Stamp” is deemed to be invalid. Copying or excerpting portion of, or altering the content of the report is not permitted without the written authorization of AGC. The test results presented in the report apply only to the tested sample. Any objections to report issued by AGC should be submitted to AGC within 15days after the issuance of the test report. Further enquiry of validity or verification of the test report should be addressed to AGC by agc01@agccert.com.

Attestation of Global Compliance(Shenzhen)Co., Ltd  
Attestation of Global Compliance(Shenzhen)Std & Tech Co., Ltd  
Tel: +86-755 2523 4088 E-mail: agc@agccert.com Web: <http://www.agccert.com/>

## 1. General Information

Applicant	MID OCEAN BRANDS B.V.
Address	Unit 711-716, 7/F., Tower A, 83 King Lam Street, Cheung Sha Wan, Kowloon, Hong Kong.
Manufacturer	MID OCEAN BRANDS B.V.
Address	Unit 711-716, 7/F., Tower A, 83 King Lam Street, Cheung Sha Wan, Kowloon, Hong Kong.
Factory	MID OCEAN BRANDS B.V.
Address	Unit 711-716, 7/F., Tower A, 83 King Lam Street, Cheung Sha Wan, Kowloon, Hong Kong.
Product Designation	Wireless charger
Brand Name	N/A
Test Model	MO2593
Series Model(s)	N/A
Difference Description	N/A
Date of receipt of test item	May 12, 2025
Date of Test	May 12, 2025~May 22, 2025
Deviation from Standard	No any deviation from the test method
Condition of Test Sample	Normal
Test Result	Pass
Test Report Form No	AGCER-EU-Health/5-V1

Note: The test results of this report relate only to the tested sample identified in this report.

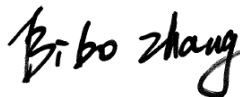
Prepared By



Cici Li  
(Project Engineer)

May 22, 2025

Reviewed By



Bibo Zhang  
(Reviewer)

May 22, 2025

Approved By



Angela Li  
(Authorized Officer)

May 22, 2025

Any report having not been signed by authorized approver, or having been altered without authorization, or having not been stamped by the "Dedicated Testing/Inspection Stamp" is deemed to be invalid. Copying or excerpting portion of, or altering the content of the report is not permitted without the written authorization of AGC. The test results presented in the report apply only to the tested sample. Any objections to report issued by AGC should be submitted to AGC within 15days after the issuance of the test report. Further enquiry of validity or verification of the test report should be addressed to AGC by [agc01@agccert.com](mailto:agc01@agccert.com).

Attestation of Global Compliance(Shenzhen)Co., Ltd

Attestation of Global Compliance(Shenzhen)Std & Tech Co., Ltd

Tel: +86-755 2523 4088 E-mail: [agc@agccert.com](mailto:agc@agccert.com) Web: <http://www.agccert.com/>



## 2. Product Information

### 2.1 Product Technical Description

Product Designation	Wireless charger
Test Model	MO2593
Hardware Version	V1.0
Software Version	V1.0
Input Rating	DC 5V/2A, DC 9V/2A
Output Rating	5W/7.5W/10W/15W Max
WPT Technical Parameters	
Operation Frequency Range	110kHz-205kHz
Modulation Type	ASK
Antenna Designation	Coil Antenna

**Note:**

1. The above information was declared by the manufacturer.
2. The equipment submitted are representative production models.
3. For more details, please refer to the User's manual of the EUT.

Any report having not been signed by authorized approver, or having been altered without authorization, or having not been stamped by the "Dedicated Testing/Inspection Stamp" is deemed to be invalid. Copying or excerpting portion of, or altering the content of the report is not permitted without the written authorization of AGC. The test results presented in the report apply only to the tested sample. Any objections to report issued by AGC should be submitted to AGC within 15days after the issuance of the test report. Further enquiry of validity or verification of the test report should be addressed to AGC by agc01@agccert.com.

Attestation of Global Compliance(Shenzhen)Co., Ltd  
Attestation of Global Compliance(Shenzhen)Std & Tech Co., Ltd  
Tel: +86-755 2523 4088 E-mail: agc@agccert.com Web: <http://www.agccert.com/>

### 3. Test Environment

#### 3.1 Address of The Test Laboratory

Laboratory: Attestation of Global Compliance (Shenzhen) Co., Ltd.

Address: 1-2/F, Building 19, Junfeng Industrial Park, Chongqing Road, Heping Community, Fuhai Street, Bao'an District, Shenzhen, Guangdong, China

#### 3.2 Test Facility

The test facility is recognized, certified, or accredited by the following organizations:

##### **CNAS-Lab Code: L5488**

Attestation of Global Compliance (Shenzhen) Co., Ltd. has been assessed and proved to follow CNAS-CL01 Accreditation Criteria for Testing and Calibration Laboratories (identical to ISO/IEC17025: 2017 General Requirements for the Competence of Testing and Calibration Laboratories.)

##### **A2LA-Lab Cert. No.: 5054.02**

Attestation of Global Compliance (Shenzhen) Co., Ltd. EMC Laboratory has been accredited by A2LA for technical competence in the field of electrical testing, and proved to follow ISO/IEC 17025: 2017 General Requirements for the Competence of Testing and Calibration Laboratories and any additional program requirements in the identified field of testing.

##### **FCC-Registration No.: 975832**

Attestation of Global Compliance (Shenzhen) Co., Ltd. EMC Laboratory has been registered and fully described in a report filed with the FCC (Federal Communications Commission). The acceptance letter from the FCC is maintained in our files with Registration 975832.

##### **IC-Registration No.: 24842(CAB identifier: CN0063)**

Attestation of Global Compliance (Shenzhen) Co., Ltd. EMC Laboratory has been registered and fully described in a report filed with the Certification and Engineering Bureau of Industry Canada. The acceptance letter from the IC is maintained in our files with Registration 24842.

## 4. EN 62311 Requirements for Near Field Measurements

### 4.1 Evaluation Methodology

- This International Standard applies to electronic and electrical equipment for which no dedicated product- or product family standard regarding human exposure to electromagnetic fields applies.
- This generic standard applies to electronic and electrical apparatus for which no dedicated product- or product family standard regarding human exposure to electromagnetic fields applies.
- The frequency range covered is 0 Hz to 300 GHz.
- The object of this generic standard is to provide assessment methods and criteria to evaluate such equipment against basic restrictions or reference levels on exposure of the general public related to electric, magnetic, electromagnetic fields and induced and contact current.

Note: This standard is intended to cover both intentional and non-intentional radiators. If the equipment complies with the requirements in another relevant standard, e.g. EN 62479 covering low power equipment, then the requirements of this standard (IEC 62311) are considered to be met and the application of this standard to that equipment is not necessary.

### 4.2 Measurement limits

According to EN IEC 62311:2020, Assessment of electronic and electrical equipment related to human exposure restrictions for electromagnetic fields (0Hz–300GHz).

#### Annex F Measurement of E and H field

A commonly used probe size is 100 cm<sup>2</sup>, also the contribution of the three axes X, Y and Z can be evaluated separately.

Frequency Range	E-field Strength (V/m)	H-Field Strength (A/m)	B-Field (uT)	Equivalent plane Wave Power Density (W/m <sup>2</sup> )
0-1 Hz	--	3.2*10 <sup>4</sup>	4*10 <sup>4</sup>	--
1-8 Hz	10000	3.2*10 <sup>4</sup> /f <sup>2</sup>	4*10 <sup>4</sup> /f <sup>2</sup>	--
8-25 Hz	10000	4000/f	5000/f	--
0.025-0.8 kHz	250/f	4/f	5/f	--
0.8-3 kHz	250/f	5	6.25	--
3-150 kHz	87	5	6.25	--
0.15-1 MHz	87	0.73/f	0.92/f	--
1-10 MHz	87/f <sup>1/2</sup>	0.73/f	0.92/f	--
10-400 MHz	28	0.073	0.092	2
400-2000 MHz	1.375 f <sup>1/2</sup>	0.0037 f <sup>1/2</sup>	0.0046 f <sup>1/2</sup>	f/200
2-300 GHz	61	0.16	0.20	10

\*Note:

1. f as indicated in the frequency range column.
2. Provided that basic restrictions are met and adverse indirect effects can be excluded, field strength values can be exceeded.
3. For frequencies between 100 kHz and 10 GHz, S, E2, H2 and B2 are to be averaged over any 6-min period.
4. For peak values at frequencies up to 100 kHz see Table 4, note 3.
5. For peak values at frequencies exceeding 100 kHz see Figs.1 and 2. Between 100 KHz and 10MHz, peak

Any report having not been signed by authorized approver, or having been altered without authorization, or having not been stamped by the "Dedicated Testing/Inspection Stamp" is deemed to be invalid. Copying or excerpting portion of, or altering the content of the report is not permitted without the written authorization of AGC. The test results presented in the report apply only to the tested sample. Any objections to report issued by AGC should be submitted to AGC within 15days after the issuance of the test report. Further enquiry of validity or verification of the test report should be addressed to AGC by agc01@agccert.com.

Attestation of Global Compliance(Shenzhen)Co., Ltd

Attestation of Global Compliance(Shenzhen)Std & Tech Co., Ltd

Tel: +86-755 2523 4088 E-mail: agc@agccert.com Web: http://www.agccert.com/

values for the field strengths are obtained by interpolation from the 1.5-fold peak at 100 kHz to the 32-fold peak at 10 MHz. For frequencies exceeding 10 MHz it is suggested that the peak equivalent plane wave power density, as averaged over the pulse width, does not exceed 1,000 times the S restrictions, or that the field strength does not exceed 32 times the field strength exposure levels given in the table.

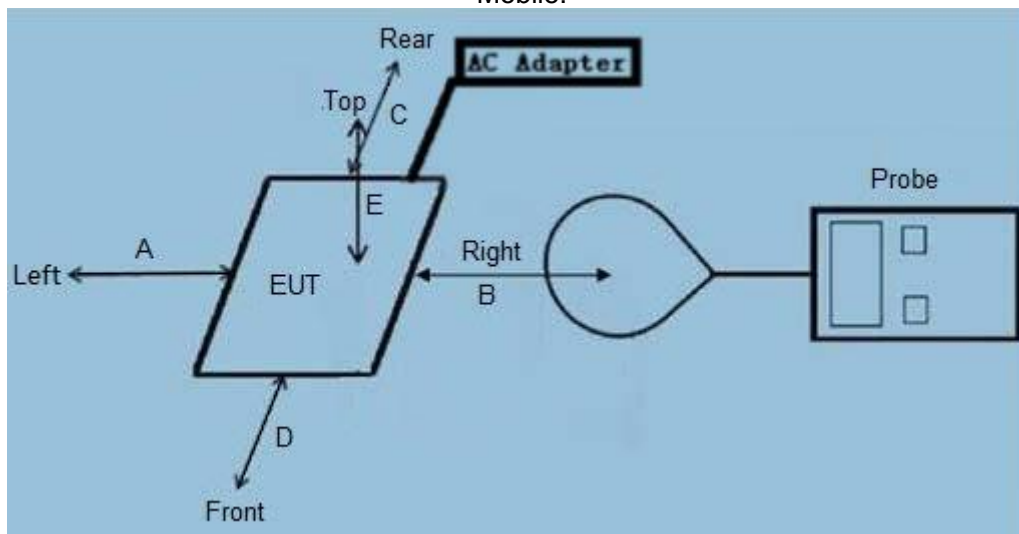
6. For frequencies exceeding 10 GHz, S, E2, H2 and B2 are to be averaged over any 68/f1.05 –min period (f in GHz).
7. No E-field value is provided for frequencies < 1 Hz, which are effectively static electric fields, Electric shock from low impedance sources is prevented by established electrical safety procedures for such equipment

#### 4.3 Measurement Method and Arrangement

##### ● Measurement of E and H field

A commonly used probe size is 100 cm<sup>2</sup>, also the contribution of the three axes X, Y and Z can be evaluated separately

Mobile:



Note:

1. Position D: Front of EUT; Position A: Left of EUT; Position C: Back/Rear of EUT; Position B: Right of EUT; Position E: Top of EUT
2. The peripheral load in the diagram is for reference only. It may not match the actual USB peripherals.

Any report having not been signed by authorized approver, or having been altered without authorization, or having not been stamped by the "Dedicated Testing/Inspection Stamp" is deemed to be invalid. Copying or excerpting portion of, or altering the content of the report is not permitted without the written authorization of AGC. The test results presented in the report apply only to the tested sample. Any objections to report issued by AGC should be submitted to AGC within 15days after the issuance of the test report. Further enquiry of validity or verification of the test report should be addressed to AGC by agc01@agccert.com.

Attestation of Global Compliance(Shenzhen)Co., Ltd

Attestation of Global Compliance(Shenzhen)Std & Tech Co., Ltd

Tel: +86-755 2523 4088 E-mail: agc@agccert.com Web: <http://www.agccert.com/>

#### 4.4 Test Equipment List

Used	Equipment No.	Test Equipment	Manufacturer	Model No.	Serial No.	Last Cal. Date (YY-MM-DD)	Next Cal. Date (YY-MM-DD)
<input checked="" type="checkbox"/>	AGC-RF-011	Broadband Field Meter	WAVECONTROL	SMP2	J-0004	2024-06-06	2025-06-05
<input checked="" type="checkbox"/>	AGC-RF-012	Probe FHP	WAVECONTROL	WP400	J-0015	2024-06-06	2025-06-05

#### 4.5 Measurement Uncertainty

The reported uncertainty of measurement  $y \pm U$ , where expanded uncertainty  $U$  is based on a standard uncertainty multiplied by a coverage factor of  $k=2$ , providing a level of confidence of approximately 95%.

Item	Measurement Uncertainty
E-Field Strength (0.003-0.4MHz)	$\pm 1.5\text{dB}$
E-Field Strength (0.4-10MHz)	$\pm 1.3\text{dB}$
H-Field Strength (0.003-0.4MHz)	$\pm 1.3\text{dB}$
H-Field Strength (0.4-10MHz)	$\pm 1.2\text{dB}$

#### 4.6 Description of Test Modes

No.	Test Mode Description	Exposure Conditions
1	AC/DC Adapter(DC 9V/2A) + Wireless load (15W)	Mobile
2	AC/DC Adapter(DC 9V/2A) + Wireless load (10W)	Mobile
3	AC/DC Adapter(DC 9V/2A) + Wireless load (Null load)	Mobile
4	AC/DC Adapter(DC 5V/2A) + Wireless load (10W)	Mobile
5	AC/DC Adapter(DC 5V/2A) + Wireless load (5W)	Mobile
6	AC/DC Adapter(DC 5V/2A) + Wireless load (Null load)	Mobile

Note: All test modes were pre-tested, but we only recorded the worst case in this report.

Any report having not been signed by authorized approver, or having been altered without authorization, or having not been stamped by the "Dedicated Testing/Inspection Stamp" is deemed to be invalid. Copying or excerpting portion of, or altering the content of the report is not permitted without the written authorization of AGC. The test results presented in the report apply only to the tested sample. Any objections to report issued by AGC should be submitted to AGC within 15days after the issuance of the test report. Further enquiry of validity or verification of the test report should be addressed to AGC by agc01@agccert.com.

Attestation of Global Compliance(Shenzhen)Co., Ltd  
Attestation of Global Compliance(Shenzhen)Std & Tech Co., Ltd  
Tel: +86-755 2523 4088 E-mail: agc@agccert.com Web: <http://www.agccert.com/>

#### 4.7 Test Result

Mode Description	Test Frequency (kHz)	Maximum Radiated H-Field at 20cm (A/m)		Limit (A/m)	Result
Mode 1	110-205	Position A	0.056	5	Pass
		Position B	0.048		
		Position C	0.052		
		Position D	0.043		
		Position E	0.039		

Since Radiated H-Field at worse case is 0.056A/m which cannot exceed the exempt condition, 5A/m. It is deemed to full fit the requirement of RF exposure basic restriction specified in EC Council Recommendation (1999/519/EC).

#### 4.8 Evaluation Conclusion

Remark: EUT meets the basic requirements in the standard.


Any report having not been signed by authorized approver, or having been altered without authorization, or having not been stamped by the "Dedicated Testing/Inspection Stamp" is deemed to be invalid. Copying or excerpting portion of, or altering the content of the report is not permitted without the written authorization of AGC. The test results presented in the report apply only to the tested sample. Any objections to report issued by AGC should be submitted to AGC within 15days after the issuance of the test report. Further enquiry of validity or verification of the test report should be addressed to AGC by agc01@agccert.com.

Attestation of Global Compliance(Shenzhen)Co., Ltd  
Attestation of Global Compliance(Shenzhen)Std & Tech Co., Ltd  
Tel: +86-755 2523 4088 E-mail: agc@agccert.com Web: <http://www.agccert.com/>




## Appendix I: Photographs of Test Setup

Measure Position E




Measure Position C




Any report having not been signed by authorized approver, or having been altered without authorization, or having not been stamped by the “Dedicated Testing/Inspection Stamp” is deemed to be invalid. Copying or excerpting portion of, or altering the content of the report is not permitted without the written authorization of AGC. The test results presented in the report apply only to the tested sample. Any objections to report issued by AGC should be submitted to AGC within 15days after the issuance of the test report. Further enquiry of validity or verification of the test report should be addressed to AGC by agc01@agccert.com.



Measure Position B




Measure Position D



Any report having not been signed by authorized approver, or having been altered without authorization, or having not been stamped by the “Dedicated Testing/Inspection Stamp” is deemed to be invalid. Copying or excerpting portion of, or altering the content of the report is not permitted without the written authorization of AGC. The test results presented in the report apply only to the tested sample. Any objections to report issued by AGC should be submitted to AGC within 15days after the issuance of the test report. Further enquiry of validity or verification of the test report should be addressed to AGC by agc01@agccert.com.

Attestation of Global Compliance(Shenzhen)Co., Ltd  
Attestation of Global Compliance(Shenzhen)Std & Tech Co., Ltd  
Tel: +86-755 2523 4088 E-mail: agc@agccert.com Web: <http://www.agccert.com/>

Measure Position A



Any report having not been signed by authorized approver, or having been altered without authorization, or having not been stamped by the “Dedicated Testing/Inspection Stamp” is deemed to be invalid. Copying or excerpting portion of, or altering the content of the report is not permitted without the written authorization of AGC. The test results presented in the report apply only to the tested sample. Any objections to report issued by AGC should be submitted to AGC within 15days after the issuance of the test report. Further enquiry of validity or verification of the test report should be addressed to AGC by agc01@agccert.com.

Attestation of Global Compliance(Shenzhen)Co., Ltd  
Attestation of Global Compliance(Shenzhen)Std & Tech Co., Ltd  
Tel: +86-755 2523 4088 E-mail: agc@agccert.com Web: <http://www.agccert.com/>

## Conditions of Issuance of Test Reports

1. All samples and goods are accepted by the Attestation of Global Compliance (Shenzhen) Co., Ltd (the "Company") solely for testing and reporting in accordance with the following terms and conditions. The company provides its services on the basis that such terms and conditions constitute express agreement between the company and any person, firm or company requesting its services (the "Clients").
2. Any report issued by Company as a result of this application for testing services (the "Report") shall be issued in confidence to the Clients and the Report will be strictly treated as such by the Company. It may not be reproduced either in its entirety or in part and it may not be used for advertising or other unauthorized purposes without the written consent of the Company. The Clients to whom the Report is issued may, however, show or send it, or a certified copy thereof prepared by the Company to its customer, supplier or other persons directly concerned. The Company will not, without the consent of the Clients, enter into any discussion or correspondence with any third party concerning the contents of the Report, unless required by the relevant governmental authorities, laws or court orders.
3. The Company shall not be called or be liable to be called to give evidence or testimony on the Report in a court of law without its prior written consent, unless required by the relevant governmental authorities, laws or court orders.
4. In the event of the improper use of the report as determined by the Company, the Company reserves the right to withdraw it, and to adopt any other additional remedies which may be appropriate.
5. Samples submitted for testing are accepted on the understanding that the Report issued cannot form the basis of, or be the instrument for, any legal action against the Company.
6. The Company will not be liable for or accept responsibility for any loss or damage however arising from the use of information contained in any of its Reports or in any communication whatsoever about its said tests or investigations.
7. Clients wishing to use the Report in court proceedings or arbitration shall inform the Company to that effect prior to submitting the sample for testing.
8. The Company is not responsible for recalling the electronic version of the original report when any revision is made to them. The Client assumes the responsibility to providing the revised version to any interested party who uses them.
9. Subject to the variable length of retention time for test data and report stored hereinto as otherwise specifically required by individual accreditation authorities, the Company will only keep the supporting test data and information of the test report for a period of six years. The data and information will be disposed of after the aforementioned retention period has elapsed. Under no circumstances shall we provide any data and information which has been disposed of after retention period. Under no circumstances shall we be liable for damage of any kind, including (but not limited to) compensatory damages, lost profits, lost data, or any form of special, incidental, indirect, consequential or punitive damages of any kind, whether based on breach of contract of warranty, tort (including negligence), product liability or otherwise, even if we are informed in advance of the possibility of such damages.

**-----End of Report-----**

Any report having not been signed by authorized approver, or having been altered without authorization, or having not been stamped by the "Dedicated Testing/Inspection Stamp" is deemed to be invalid. Copying or excerpting portion of, or altering the content of the report is not permitted without the written authorization of AGC. The test results presented in the report apply only to the tested sample. Any objections to report issued by AGC should be submitted to AGC within 15days after the issuance of the test report. Further enquiry of validity or verification of the test report should be addressed to AGC by [agc01@agccert.com](mailto:agc01@agccert.com).

Attestation of Global Compliance(Shenzhen)Co., Ltd  
Attestation of Global Compliance(Shenzhen)Std & Tech Co., Ltd  
Tel: +86-755 2523 4088 E-mail: [agc@agccert.com](mailto:agc@agccert.com) Web: <http://www.agccert.com/>